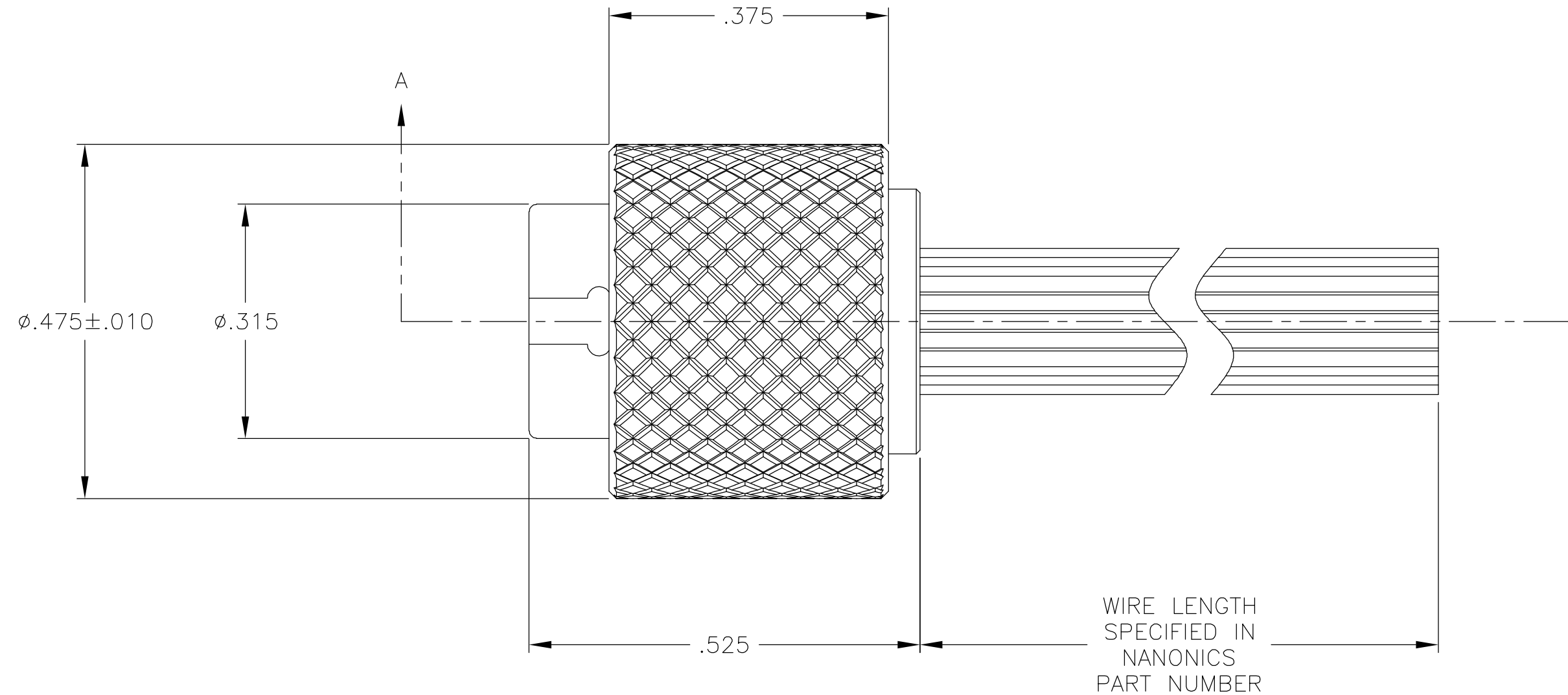
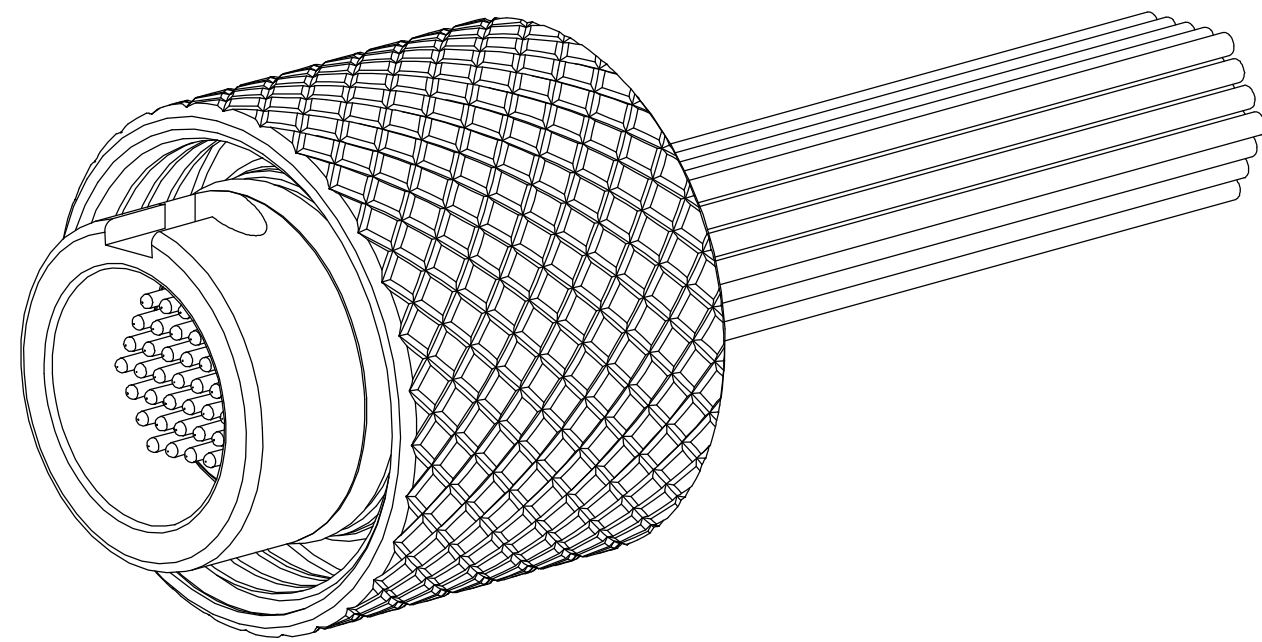
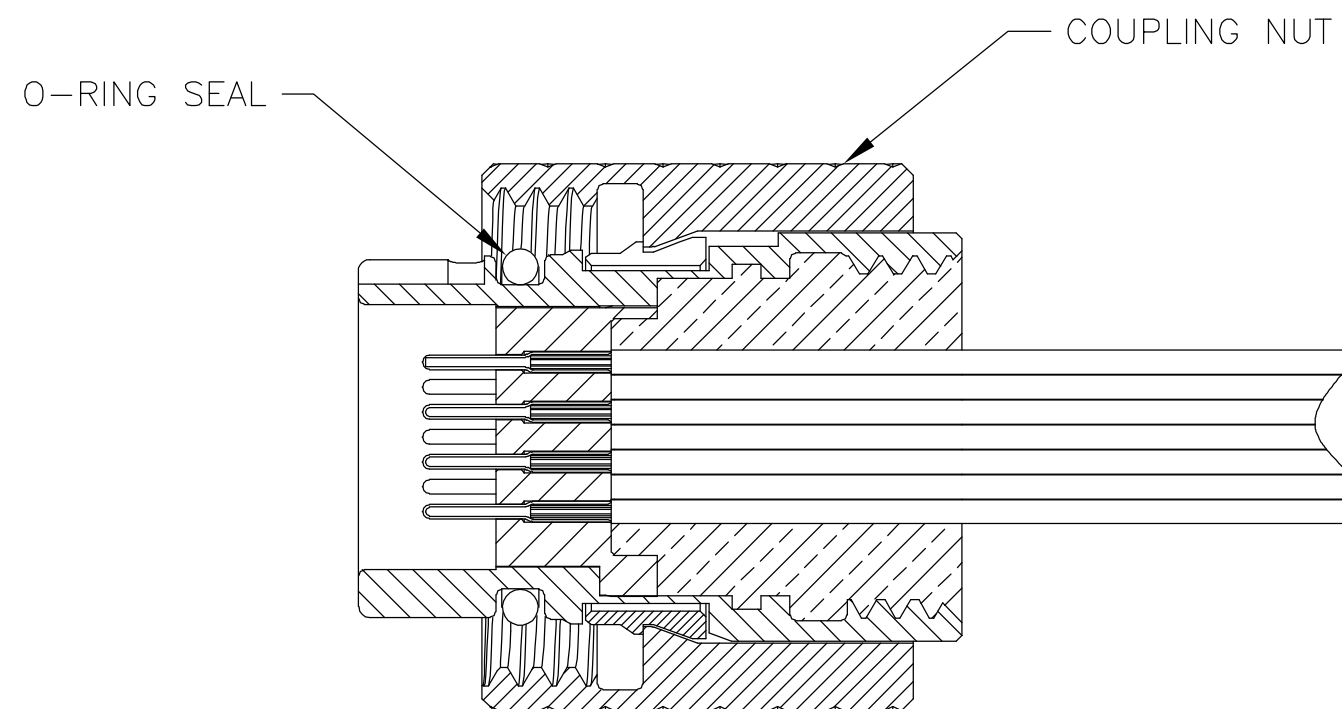
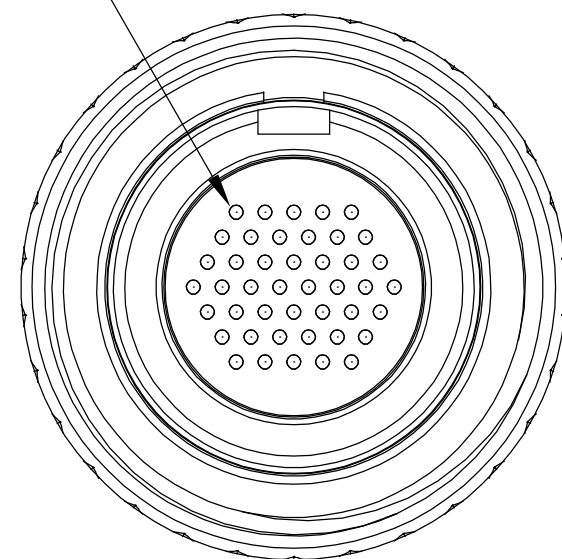


THIS DRAWING IS UNPUBLISHED. RELEASED FOR PUBLICATION
 © COPYRIGHT BY TYCO ELECTRONICS CORPORATION. ALL RIGHTS RESERVED.

LOC		DIST		REVISIONS			
P	LTR	DESCRIPTION		DATE	DWN	APVD	
DF	DO	F1	UPDATE PER ECO-05-001208		13 APR 05	MJS	MKS



POSITION 1



SECTION A-A

- CONNECTOR BODY AND COUPLING NUT MATERIAL: 6061-T6 ALUMINUM, ELECTROLESS NICKEL PLATED PER MIL-C-26074
 LOCKING RING MATERIAL: BERYLLIUM COPPER, ELECTROLESS NICKEL PLATED PER MIL-C-26074
 INSULATOR MATERIAL: LIQUID CRYSTAL POLYMER (LCP) PER MIL-M-24519 OR PER ASTM D5138
 O-RING MATERIAL: FLUOROSILICONE
- WIRE TERMINATION: 28 AWG SOLID, 30 AWG STRANDED WIRE OR SMALLER
- LUBRICATE O-RING WITH PARKER SUPER-O-LUBE PRIOR TO INSTALLATION, TYCO P/N 997053-1
- THIS DRAWING PREVIOUSLY IDENTIFIED AS NANONICS 303-0034

THIS DRAWING IS A CONTROLLED DOCUMENT.		DWN M. STORRY 20 MAY 99	Tyco Electronics Corporation Harrisburg, PA 17105				
DIMENSIONS: INCHES		CHK E. PAULUS 11 JUN 99					
TOLERANCES UNLESS OTHERWISE SPECIFIED:		APVD S. KAIN 27 JAN 00	NAME PLUG ASSEMBLY, CIRCULAR, THREADED COUPLING, METAL, 44 POSITION				
0 PLC ± - 1 PLC ± - 2 PLC ± .010 3 PLC ± .005 4 PLC ± - ANGLES ± 1° FINISH		PRODUCT SPEC APPLICATION SPEC	SIZE A2	CAGE CODE 00779	DRAWING NO C=1589065	RESTRICTED TO -	
MATERIAL SEE NOTES		WEIGHT -	CUSTOMER DRAWING		SCALE 6:1	SHEET 1 OF 1	REV F1